
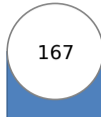
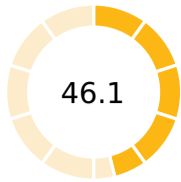
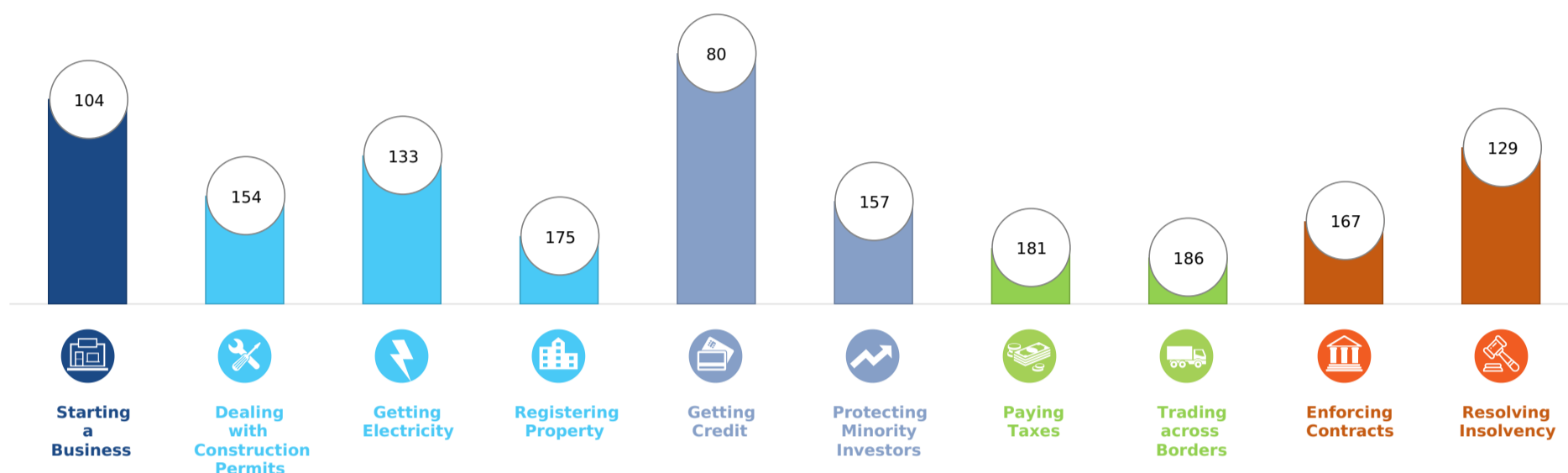


Ease of Doing Business in <b>Cameroon</b> 	<b>Region</b>	Sub-Saharan Africa	<b>DB RANK</b>	<b>DB SCORE</b>
	<b>Income Category</b>	Lower middle income	 167	 46.1
	<b>Population</b>	25,216,237		
	<b>City Covered</b>	Douala		

Rankings on Doing Business topics - Cameroon



Topic Scores



<b>Starting a Business</b> (rank)	104
Score of starting a business (0-100)	86.3
Procedures (number)	5.5
Time (days)	13.5
Cost (number)	24.75
Paid-in min. capital (% of income per capita)	12.0
<b>Dealing with Construction Permits</b> (rank)	154
Score of dealing with construction permits (0-100)	56.5
Procedures (number)	16
Time (days)	126
Cost (% of warehouse value)	17.6
Building quality control index (0-15)	13.0
<b>Getting Electricity</b> (rank)	133
Score of getting electricity (0-100)	61.3
Procedures (number)	4
Time (days)	64
Cost (% of income per capita)	1,470.7
Reliability of supply and transparency of tariff index (0-8)	0
<b>Registering Property</b> (rank)	175
Score of registering property (0-100)	40.1
Procedures (number)	5
Time (days)	81
Cost (% of property value)	13.7
Quality of the land administration index (0-30)	7.0

<b>Getting Credit</b> (rank)	80
Score of getting credit (0-100)	60.0
Strength of legal rights index (0-12)	6
Depth of credit information index (0-8)	6
Credit registry coverage (% of adults)	40.1
Credit bureau coverage (% of adults)	0.0
<b>Protecting Minority Investors</b> (rank)	157
Score of protecting minority investors (0-100)	28.0
Extent of disclosure index (0-10)	7.0
Extent of director liability index (0-10)	1.0
Ease of shareholder suits index (0-10)	6.0
Extent of shareholder rights index (0-6)	0.0
Extent of ownership and control index (0-7)	0.0
Extent of corporate transparency index (0-7)	0.0
<b>Paying Taxes</b> (rank)	181
Score of paying taxes (0-100)	36.3
Payments (number per year)	44
Time (hours per year)	624
Total tax and contribution rate (% of profit)	57.7
Postfiling index (0-100)	49.3

<b>Trading across Borders</b> (rank)	186
Score of trading across borders (0-100)	16.0
<i>Time to export</i>	
Documentary compliance (hours)	66
Border compliance (hours)	202
<i>Cost to export</i>	
Documentary compliance (USD)	306
Border compliance (USD)	983
<i>Time to export</i>	
Documentary compliance (hours)	163
Border compliance (hours)	271
<i>Cost to export</i>	
Documentary compliance (USD)	849
Border compliance (USD)	1,407
<b>Enforcing Contracts</b> (rank)	167
Score of enforcing contracts (0-100)	39.9
Time (days)	800
Cost (% of claim value)	46.6
Quality of judicial processes index (0-18)	5.0
<b>Resolving Insolvency</b> (rank)	129
Score of resolving insolvency (0-100)	36.6
Recovery rate (cents on the dollar)	15.8
Time (years)	2.8
Cost (% of estate)	33.5
Outcome (0 as piecemeal sale and 1 as going concern)	0
Strength of insolvency framework index (0-16)	9.0