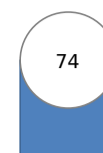


Ease of Doing Business in
Costa Rica

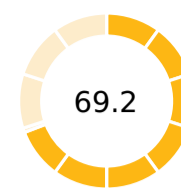


Region	Latin America & Caribbean
Income Category	Upper middle income
Population	4,999,441
City Covered	San José

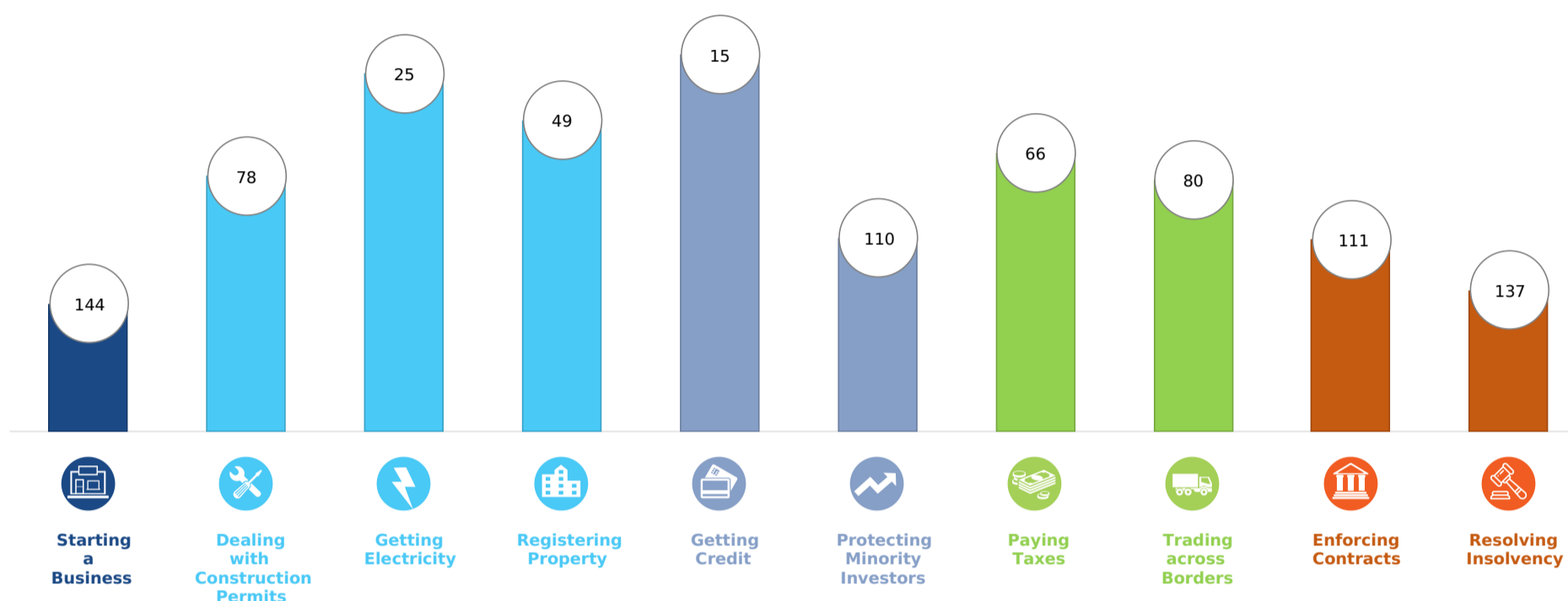
DB RANK



DB SCORE



Rankings on Doing Business topics - Costa Rica



Topic Scores



Starting a Business (rank)	144	Getting Credit (rank)	15	Trading across Borders (rank)	80
Score of starting a business (0-100)	79.9	Score of getting credit (0-100)	85.0	Score of trading across borders (0-100)	77.6
Procedures (number)	10	Strength of legal rights index (0-12)	10	<i>Time to export</i>	
Time (days)	23	Depth of credit information index (0-8)	7	Documentary compliance (hours)	24
Cost (number)	9.6	Credit registry coverage (% of adults)	36.4	Border compliance (hours)	20
Paid-in min. capital (% of income per capita)	0.0	Credit bureau coverage (% of adults)	86.0	<i>Cost to export</i>	
				Documentary compliance (USD)	80
Dealing with Construction Permits (rank)	78	Protecting Minority Investors (rank)	110	Border compliance (USD)	450
Score of dealing with construction permits (0-100)	70.8	Score of protecting minority investors (0-100)	48.0	<i>Time to export</i>	
Procedures (number)	17	Extent of disclosure index (0-10)	5.0	Documentary compliance (hours)	26
Time (days)	138	Extent of director liability index (0-10)	5.0	Border compliance (hours)	80
Cost (% of warehouse value)	2.0	Ease of shareholder suits index (0-10)	8.0	<i>Cost to export</i>	
Building quality control index (0-15)	11.0	Extent of shareholder rights index (0-6)	2.0	Documentary compliance (USD)	75
Getting Electricity (rank)	25	Extent of ownership and control index (0-7)	3.0	Border compliance (USD)	500
Score of getting electricity (0-100)	88.9	Extent of corporate transparency index (0-7)	1.0	Enforcing Contracts (rank)	111
Procedures (number)	5	Paying Taxes (rank)	66	Score of enforcing contracts (0-100)	55.2
Time (days)	39	Score of paying taxes (0-100)	78.0	Time (days)	852
Cost (% of income per capita)	158.0	Payments (number per year)	10	Cost (% of claim value)	24.3
Reliability of supply and transparency of tariff index (0-8)	8	Time (hours per year)	151	Quality of judicial processes index (0-18)	9.5
		Total tax and contribution rate (% of profit)	58.3	Resolving Insolvency (rank)	137
Registering Property (rank)	49	Postfiling index (0-100)	87.2	Score of resolving insolvency (0-100)	34.6
Score of registering property (0-100)	74.4			Recovery rate (cents on the dollar)	29.5
Procedures (number)	5			Time (years)	3.0
Time (days)	11			Cost (% of estate)	14.5
Cost (% of property value)	3.4			Outcome (0 as piecemeal sale and 1 as going concern)	0
Quality of the land administration index (0-30)	17.5			Strength of insolvency framework index (0-16)	6.0