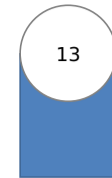


Ease of Doing Business in Mauritius

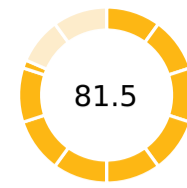


Region	Sub-Saharan Africa
Income Category	Upper middle income
Population	1,265,303
City Covered	Port Louis

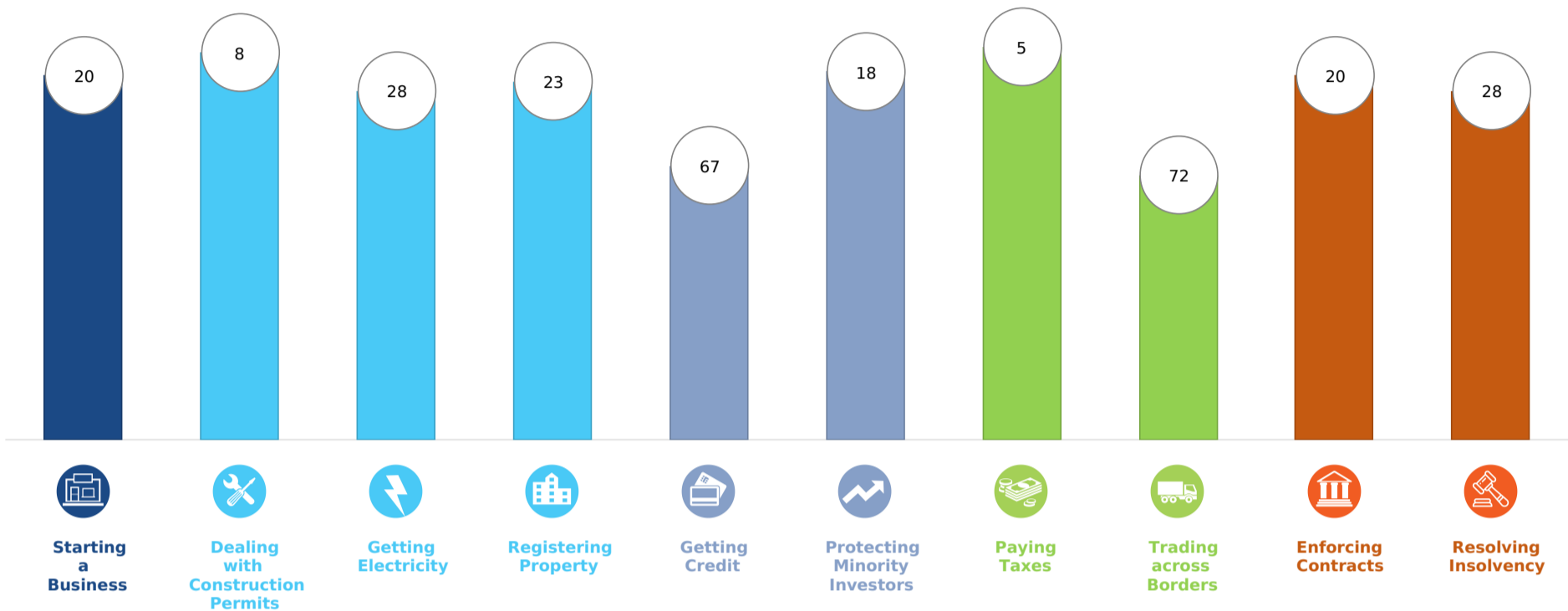
DB RANK



DB SCORE



Rankings on Doing Business topics - Mauritius



Topic Scores



Starting a Business (rank)	20
Score of starting a business (0-100)	94.5
Procedures (number)	4
Time (days)	4.5
Cost (number)	0.8
Paid-in min. capital (% of income per capita)	0.0
Dealing with Construction Permits (rank)	8
Score of dealing with construction permits (0-100)	85.8
Procedures (number)	12
Time (days)	95.5
Cost (% of warehouse value)	0.4
Building quality control index (0-15)	14.0
Getting Electricity (rank)	28
Score of getting electricity (0-100)	88.0
Procedures (number)	3
Time (days)	67
Cost (% of income per capita)	143.6
Reliability of supply and transparency of tariff index (0-8)	6
Registering Property (rank)	23
Score of registering property (0-100)	82.5
Procedures (number)	5
Time (days)	17
Cost (% of property value)	0.6
Quality of the land administration index (0-30)	22.5

Getting Credit (rank)	67
Score of getting credit (0-100)	65.0
Strength of legal rights index (0-12)	6
Depth of credit information index (0-8)	7
Credit registry coverage (% of adults)	100.0
Credit bureau coverage (% of adults)	0.0
Protecting Minority Investors (rank)	18
Score of protecting minority investors (0-100)	78.0
Extent of disclosure index (0-10)	7.0
Extent of director liability index (0-10)	8.0
Ease of shareholder suits index (0-10)	9.0
Extent of shareholder rights index (0-6)	5.0
Extent of ownership and control index (0-7)	5.0
Extent of corporate transparency index (0-7)	5.0
Paying Taxes (rank)	5
Score of paying taxes (0-100)	94.0
Payments (number per year)	8
Time (hours per year)	140
Total tax and contribution rate (% of profit)	22.2
Postfiling index (0-100)	98.3

Trading across Borders (rank)	72
Score of trading across borders (0-100)	81.0
<i>Time to export</i>	
Documentary compliance (hours)	9
Border compliance (hours)	24
<i>Cost to export</i>	
Documentary compliance (USD)	128
Border compliance (USD)	303
<i>Time to export</i>	
Documentary compliance (hours)	9
Border compliance (hours)	41
<i>Cost to export</i>	
Documentary compliance (USD)	166
Border compliance (USD)	372
Enforcing Contracts (rank)	20
Score of enforcing contracts (0-100)	72.2
Time (days)	490
Cost (% of claim value)	25.0
Quality of judicial processes index (0-18)	13.5
Resolving Insolvency (rank)	28
Score of resolving insolvency (0-100)	73.8
Recovery rate (cents on the dollar)	67.4
Time (years)	1.7
Cost (% of estate)	14.5
Outcome (0 as piecemeal sale and 1 as going concern)	1
Strength of insolvency framework index (0-16)	12.0