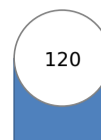


Ease of Doing Business in Papua New Guinea

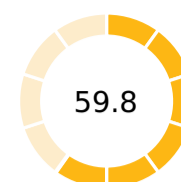


Region	East Asia & Pacific
Income Category	Lower middle income
Population	8,606,316
City Covered	Port Moresby

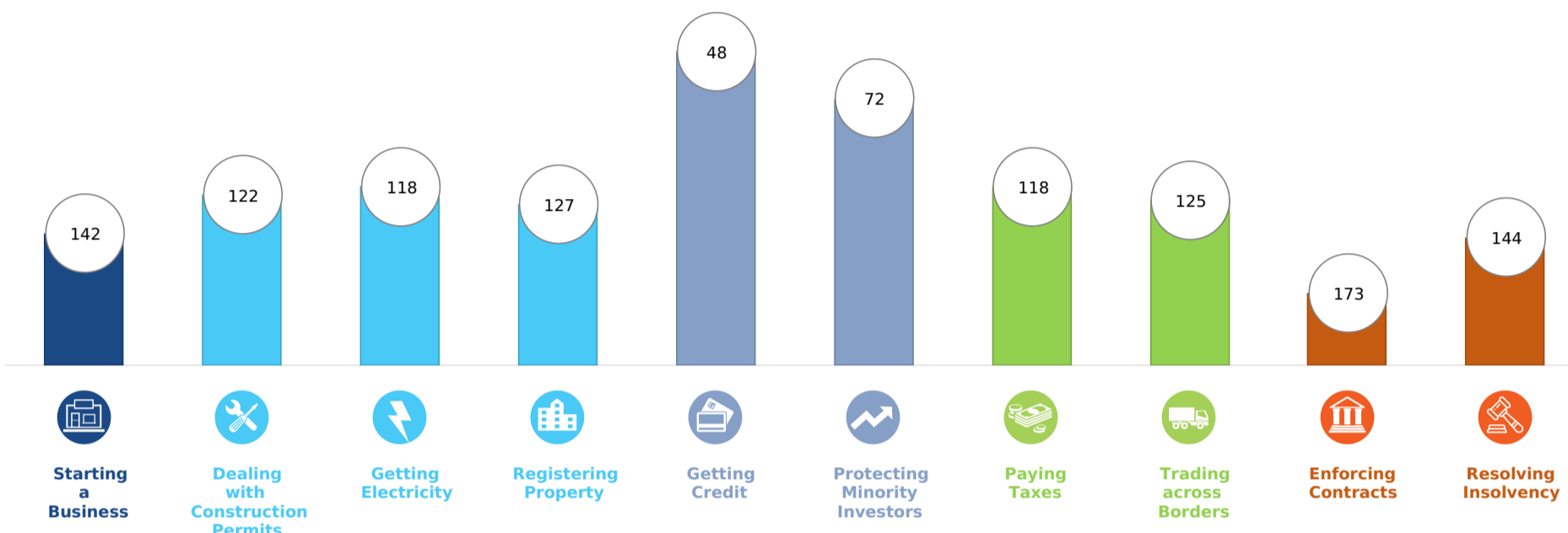
DB RANK



DB SCORE



Rankings on Doing Business topics - Papua New Guinea



Topic Scores



Starting a Business (rank)	142
Score of starting a business (0-100)	80.1
Procedures (number)	6
Time (days)	41
Cost (number)	18.6
Paid-in min. capital (% of income per capita)	0.0
Dealing with Construction Permits (rank)	122
Score of dealing with construction permits (0-100)	64.5
Procedures (number)	17
Time (days)	217
Cost (% of warehouse value)	1.1
Building quality control index (0-15)	10.0
Getting Electricity (rank)	118
Score of getting electricity (0-100)	65.5
Procedures (number)	4
Time (days)	66
Cost (% of income per capita)	25.6
Reliability of supply and transparency of tariff index (0-8)	0
Registering Property (rank)	127
Score of registering property (0-100)	56.2
Procedures (number)	4
Time (days)	72
Cost (% of property value)	5.2
Quality of the land administration index (0-30)	5.5

Getting Credit (rank)	48
Score of getting credit (0-100)	70.0
Strength of legal rights index (0-12)	9
Depth of credit information index (0-8)	5
Credit registry coverage (% of adults)	0.0
Credit bureau coverage (% of adults)	7.5
Protecting Minority Investors (rank)	72
Score of protecting minority investors (0-100)	60.0
Extent of disclosure index (0-10)	5.0
Extent of director liability index (0-10)	5.0
Ease of shareholder suits index (0-10)	9.0
Extent of shareholder rights index (0-6)	6.0
Extent of ownership and control index (0-7)	2.0
Extent of corporate transparency index (0-7)	3.0
Paying Taxes (rank)	118
Score of paying taxes (0-100)	67.2
Payments (number per year)	45
Time (hours per year)	207
Total tax and contribution rate (% of profit)	37.1
Postfiling index (0-100)	78.5

Trading across Borders (rank)	125
Score of trading across borders (0-100)	65.8
<i>Time to export</i>	
Documentary compliance (hours)	48
Border compliance (hours)	42
<i>Cost to export</i>	
Documentary compliance (USD)	75
Border compliance (USD)	700
<i>Time to export</i>	
Documentary compliance (hours)	48
Border compliance (hours)	72
<i>Cost to export</i>	
Documentary compliance (USD)	85
Border compliance (USD)	940
Enforcing Contracts (rank)	173
Score of enforcing contracts (0-100)	36.2
Time (days)	591
Cost (% of claim value)	110.3
Quality of judicial processes index (0-18)	8.5
Resolving Insolvency (rank)	144
Score of resolving insolvency (0-100)	32.2
Recovery rate (cents on the dollar)	24.9
Time (years)	3.0
Cost (% of estate)	23.0
Outcome (0 as piecemeal sale and 1 as going concern)	0
Strength of insolvency framework index (0-16)	6.0